

# Entropia













pag. 8

# LIVING + OUT- DOOR

---



pag. 12

# KIT- CHEN

---



pag. 14

# WELL- NESS CENTER

---



---

pag. 18

# BOU- TIQUE FOR HER



pag. 22

# HAT SHOP



**DATI**  
TECHNICAL  
**TECNICI**  
DATA

pag. 28

pag. 24

# OUT- DOOR & POOL




DOM  
DESIGN  
LAB  
**dm**



# Entropia


La surface,  
le minimalisme du béton

Die Fläche,  
der Minimalismus des Zement



La superficie,  
el minimalismo del hormigon

ПОВЕРХНОСТЬ,  
МИНИМАЛИЗМ ЦЕМЕНТА





BIANCO RETT / 60X60 - 24"X24"



LA  
SUPERFICIE.  
THE  
IL  
SURFACE,  
MINIMALISMO  
THE MINIMALISM  
DEL  
OF CONCRETE  
CEMENTO



Entropia

# OUT DOOR



GRIGIO RETT / 59,5X59,5 - 23,4"X23,4"  
GRIGIO OUT / 60X60 - 24"X24"





# LIVING





GRIGIO OUT / 60X60 - 24"X24"



# Out Wall- Floor

GRIGIO OUT /  
60X60 - 24"X24"





# KIT- CHEN

---

GREIGE MOSAIC MURETTO /  
30X30 - 12"X12"





GREIGE RETT / 59,5X59,5 - 23,4"X23,4"  
GREIGE MOSAIC MURETTO / 30X30 - 12"X12





BIANCO RETT / 29,6X29,6 - 11,8"X11,8"  
BIANCO MOSAIC / 29,6X29,6 - 11,8"X11,8"



BIANCO MOSAIC /  
29,6X29,6 - 11,8"X11,8"



# WELLNESS CENTER

---





BIANCO / 60X60 - 24"X24"







GUIDO RENI · 1575-1642  
UNA LUCE NEL BUIO

Provence Interiors  
ORIGINAL  
140  
ALPINE

BIANCO / 60X60 - 24"X24"



Entropia

B  
OUTIQUE  
/  
FOR HER

BEIGE RETT / 59,5X59,5 - 23,4"X23,4"









BEIGE RETT / 59,5X59,5 - 23,4"X23,4"







BEIGE / 30X60 - 12"X24"  
BEIGE RETT / 59,5X59,5 - 23,4"X23,4"



# HAT SHOP



ANTRACITE RETT / 59,5X119,2 - 23,4"X47"



ANTRACITE RETT / 59,5X119,2 - 23,4"X47"





Entropia

**LA BELLEZZA**  
THE BEAUTY  
**DI VIVERE**  
OF LIVING  
**ALL'APERTO**  
OUTDOORS



GRIGIO OUT /  
60X60 - 24"X24"









POSA A SECCO SU ERBA / DRY LAYING ON GRASS





20  
M  
M

GRIGIO OUT RETT 20 MM / 90X90 - 35,4"X35,4"



**DATI**  
TECHNICAL  
**TECNICI**  
DATA



**PORCELLANATO  
IMPASTO COLORATO**

**DIGITAL TECHNOLOGY**

COLOURED BODY  
PORCELAIN STONEWARE

GRÈS CÉRAME COLORÉ  
DANS LA MASSE

DURCHGEFÄRBTES  
FEINSTEINZEUG

PORCELÁNICO DE PASTA  
DE COLOR

КЕРАМОГРАНИТ,  
ОКРАШЕННЫЙ В МАССЕ

**COLORI**

COLOURS - COULEURS - FARBEN - COLORES - ЦВЕТА

**FINITURE/FINISHES**

RETT / LAPP RETT / NAT / OUT / OUT RETT



**BIANCO**



**BEIGE**



**GREIGE**



**GRIGIO**



**ANTRACITE**



# ENTROPIA

## BIANCO

SVILUPPO GRAFICO / GRAPHIC DEVELOPMENT






**ENTROPIA**

**BEIGE**

SVILUPPO GRAFICO / GRAPHIC DEVELOPMENT





# ENTROPIA

## GREIGE

SVILUPPO GRAFICO / GRAPHIC DEVELOPMENT





# ENTROPIA

## GRIGIO

SVILUPPO GRAFICO / GRAPHIC DEVELOPMENT





# ENTROPIA

## ANTRACITE

SVILUPPO GRAFICO / GRAPHIC DEVELOPMENT





**PORCELLANATO  
IMPASTO COLORATO**

COLOURED BODY  
PORCELAIN STONEWARE

DURCHGEFÄRBTES  
FEINSTEINZEUG

КЕРАМОГРАНИТ,  
ОКРАШЕННЫЙ В МАССЕ

**DIGITAL TECHNOLOGY**

GRÈS CÉRAME COLORÉ  
DANS LA MASSE

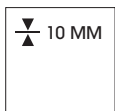
PORCELÁNICO DE PASTA  
DE COLOR

## FORMATI

SIZES - FORMATS - FORMATE - FORMATOS - ФОРМАТЫ




10/10 MM




29,6x29,6  
11,8"x11,8"  
RETT



BATTISCOPIA  
9x60 3,5"x24"

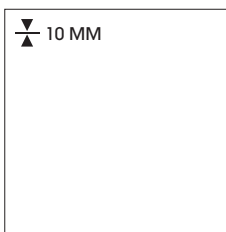


29,6x59,5  
11,8"x23,4"  
RETT

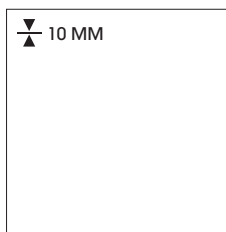


30x60  
12"x24"

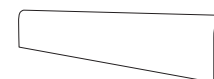
9x59,5 3,5"x23,4"  
RETT / LAPP RETT




59,5x59,5  
23,4"x23,4"  
RETT / LAPP RETT



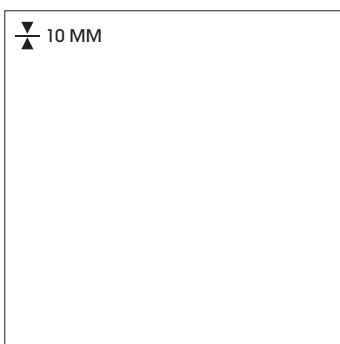
60x60  
24"x24"



BATTISCOPIA  
7x90 2,7"x35,4"  
RETT




59,5x119,2  
23,4"x47"  
RETT




90x90  
35,4"x35,4"  
RETT


## DECORATIVE PIECES AND SPECIAL TRIMS



MOSAIC  
29,6x29,6 11,8"x11,8"



MOSAIC MURETTO  
30x30 12"x12"



MOSAIC ANTICATO  
30x30 12"x12"



MULTI DECOR SILVER  
30x60 12"x24"

29,6x59,5 11,8"x23,4"  
RETT



MULTI DECOR GREIGE  
30x60 12"x24"

29,6x59,5 11,8"x23,4"  
RETT



**PORCELLANATO  
IMPASTO COLORATO**

COLOURED BODY  
PORCELAIN STONEWARE

DURCHGEFÄRBTES  
FEINSTEINZEUG

КЕРАМОГРАНИТ,  
ОКРАШЕННЫЙ В МАССЕ

**DIGITAL TECHNOLOGY**

GRÈS CÉRAME COLORÉ  
DANS LA MASSE

PORCELÁNICO DE PASTA  
DE COLOR

## FORMATI

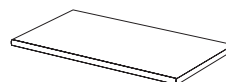
SIZES - FORMATS - FORMATE - FORMATOS - ФОРМАТЫ



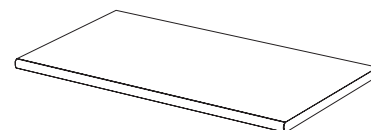
**OUT/10 MM**



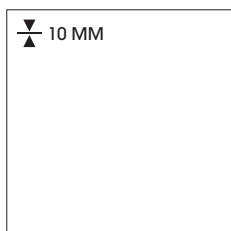
**OUT/20 MM**



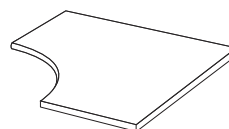
GRADINO TORO TONDO  
30x60 12"x24"



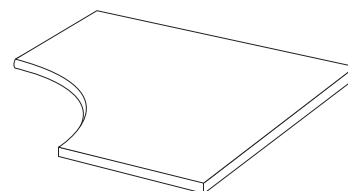
GRADINO TORO TONDO  
44,5x90 17,5"x35,4"



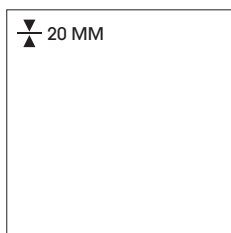
60x60  
24"x24"  
OUT



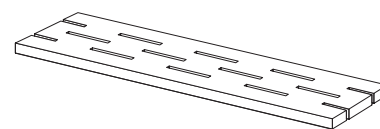
ANGOLARE TORO TONDO  
60x60 24"x24"



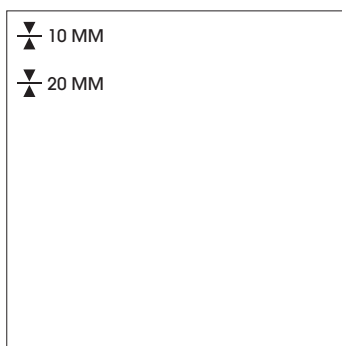
ANGOLARE TORO TONDO  
90x90 35,4"x35,4"



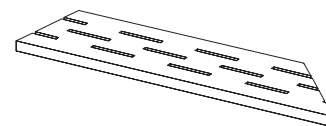
60x60  
24"x24"  
OUT RETT  
(BEIGE, GRIGIO, ANTRACITE)



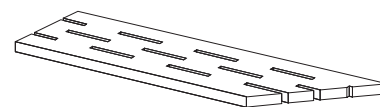
GRIGLIA  
20x90 8"x35,4"



90x90  
35,4"x35,4"  
OUT RETT  
(BEIGE, GRIGIO, ANTRACITE)



ANGOLO SX GRIGLIA  
20x90 8"x35,4"



ANGOLO DX GRIGLIA  
20x90 8"x35,4"





IN/10 MM



OUT/10 MM



OUT/20 MM

**90x90** 35,4"x35,4"

|          |                         |       |
|----------|-------------------------|-------|
| DEN9910R | ENTROPIA BIANCO RETT    | 90X90 |
| DEN9920R | ENTROPIA BEIGE RETT     | 90X90 |
| DEN9924R | ENTROPIA GREIGE RETT    | 90X90 |
| DEN9940R | ENTROPIA GRIGIO RETT    | 90X90 |
| DEN9970R | ENTROPIA ANTRACITE RETT | 90X90 |

**59,5x119,2** 23,4"x47"

|           |                         |            |
|-----------|-------------------------|------------|
| DEN12610R | ENTROPIA BIANCO RETT    | 59,5X119,2 |
| DEN12620R | ENTROPIA BEIGE RETT     | 59,5X119,2 |
| DEN12624R | ENTROPIA GREIGE RETT    | 59,5X119,2 |
| DEN12640R | ENTROPIA GRIGIO RETT    | 59,5X119,2 |
| DEN12670R | ENTROPIA ANTRACITE RETT | 59,5X119,2 |

**60x60** 24"x24"

|        |                    |       |
|--------|--------------------|-------|
| DEN610 | ENTROPIA BIANCO    | 60X60 |
| DEN620 | ENTROPIA BEIGE     | 60X60 |
| DEN624 | ENTROPIA GREIGE    | 60X60 |
| DEN640 | ENTROPIA GRIGIO    | 60X60 |
| DEN670 | ENTROPIA ANTRACITE | 60X60 |

**59,5x59,5** 23,4"x23,4"

|         |                         |           |
|---------|-------------------------|-----------|
| DEN610R | ENTROPIA BIANCO RETT    | 59,5X59,5 |
| DEN620R | ENTROPIA BEIGE RETT     | 59,5X59,5 |
| DEN624R | ENTROPIA GREIGE RETT    | 59,5X59,5 |
| DEN640R | ENTROPIA GRIGIO RETT    | 59,5X59,5 |
| DEN670R | ENTROPIA ANTRACITE RETT | 59,5X59,5 |

**59,5x59,5** 23,4"x23,4"

|          |                              |           |
|----------|------------------------------|-----------|
| DEN610RL | ENTROPIA BIANCO LAPP RETT    | 59,5X59,5 |
| DEN620RL | ENTROPIA BEIGE LAPP RETT     | 59,5X59,5 |
| DEN624RL | ENTROPIA GREIGE LAPP RETT    | 59,5X59,5 |
| DEN640RL | ENTROPIA GRIGIO LAPP RETT    | 59,5X59,5 |
| DEN670RL | ENTROPIA ANTRACITE LAPP RETT | 59,5X59,5 |

**30x60** 12"x24"

|        |                    |       |
|--------|--------------------|-------|
| DEN310 | ENTROPIA BIANCO    | 30X60 |
| DEN320 | ENTROPIA BEIGE     | 30X60 |
| DEN324 | ENTROPIA GREIGE    | 30X60 |
| DEN340 | ENTROPIA GRIGIO    | 30X60 |
| DEN370 | ENTROPIA ANTRACITE | 30X60 |

**29,6x59,5** 11,8"x23,4"

|         |                         |           |
|---------|-------------------------|-----------|
| DEN310R | ENTROPIA BIANCO RETT    | 29,6X59,5 |
| DEN320R | ENTROPIA BEIGE RETT     | 29,6X59,5 |
| DEN324R | ENTROPIA GREIGE RETT    | 29,6X59,5 |
| DEN340R | ENTROPIA GRIGIO RETT    | 29,6X59,5 |
| DEN370R | ENTROPIA ANTRACITE RETT | 29,6X59,5 |



**29,6x29,6** 11,8"x11,8"

|          |                         |           |
|----------|-------------------------|-----------|
| DEN3010R | ENTROPIA BIANCO RETT    | 29,6X29,6 |
| DEN3020R | ENTROPIA BEIGE RETT     | 29,6X29,6 |
| DEN3024R | ENTROPIA GREIGE RETT    | 29,6X29,6 |
| DEN3040R | ENTROPIA GRIGIO RETT    | 29,6X29,6 |
| DEN3070R | ENTROPIA ANTRACITE RETT | 29,6X29,6 |

**29,6x29,6** 11,8"x11,8"  
**MOSAIC**

|        |  |           |
|--------|--|-----------|
| DEN10M | ENTROPIA BIANCO MOSAIC (MIX TOZZ 5X5 PZ 36)    | 29,6X29,6 |
| DEN20M | ENTROPIA BEIGE MOSAIC (MIX TOZZ 5X5 PZ 36)     | 29,6X29,6 |
| DEN24M | ENTROPIA GREIGE MOSAIC (MIX TOZZ 5X5 PZ 36)    | 29,6X29,6 |
| DEN40M | ENTROPIA GRIGIO MOSAIC (MIX TOZZ 5X5 PZ 36)    | 29,6X29,6 |
| DEN70M | ENTROPIA ANTRACITE MOSAIC (MIX TOZZ 5X5 PZ 36) | 29,6X29,6 |

**MOSAIC ANTICATO**  
**30x30** 12"x12"

|         |   |       |
|---------|---|-------|
| DEN10MA | ENTROPIA BIANCO MOSAIC ANTICATO (MIX T.1X1 PZ 484)    | 30X30 |
| DEN20MA | ENTROPIA BEIGE MOSAIC ANTICATO (MIX T. 1X1 PZ 484)    | 30X30 |
| DEN24MA | ENTROPIA GREIGE MOSAIC ANTICATO (MIX T. 1X1 PZ 484)   | 30X30 |
| DEN40MA | ENTROPIA GRIGIO MOSAIC ANTICATO (MIX T.1X1 PZ 484)    | 30X30 |
| DEN70MA | ENTROPIA ANTRACITE MOSAIC ANTICATO (MIX T.1X1 PZ 484) | 30X30 |

**MOSAIC MURETTO**  
**30x30** 12"x12"

|         |  |       |
|---------|--|-------|
| DEN10MM | ENTROPIA BIANCO MOSAIC MURETTO (TOZZ PZ 72)    | 30X30 |
| DEN20MM | ENTROPIA BEIGE MOSAIC MURETTO (TOZZ PZ 72)     | 30X30 |
| DEN24MM | ENTROPIA GREIGE MOSAIC MURETTO (TOZZ PZ 72)    | 30X30 |
| DEN40MM | ENTROPIA GRIGIO MOSAIC MURETTO (TOZZ PZ 72)    | 30X30 |
| DEN70MM | ENTROPIA ANTRACITE MOSAIC MURETTO (TOZZ PZ 72) | 30X30 |

**MULTI DEKOR**  
**30x60** 12"x24"

|         |                               |       |
|---------|-------------------------------|-------|
| DUT32MD | MULTI DEKOR GREIGE (SET 4 PZ) | 30X60 |
| DUT34MD | MULTI DEKOR SILVER (SET 4 PZ) | 30X60 |

**29,6x59,5** 11,8"x23,4"  
**MULTI DEKOR**

|          |                                    |           |
|----------|------------------------------------|-----------|
| DUT32MDR | MULTI DEKOR GREIGE RETT (SET 4 PZ) | 29,6X59,5 |
| DUT34MDR | MULTI DEKOR SILVER RETT (SET 4 PZ) | 29,6X59,5 |

**BATTISCOPA**  
**9x60** 3,5"x24"

|        |                               |      |
|--------|-------------------------------|------|
| DENB10 | ENTROPIA BIANCO BATTISCOPA    | 9X60 |
| DENB20 | ENTROPIA BEIGE BATTISCOPA     | 9X60 |
| DENB24 | ENTROPIA GREIGE BATTISCOPA    | 9X60 |
| DENB40 | ENTROPIA GRIGIO BATTISCOPA    | 9X60 |
| DENB70 | ENTROPIA ANTRACITE BATTISCOPA | 9X60 |

**9x59,5** 3,5"x23,4"  
**BATTISCOPA**

|         |                                    |        |
|---------|------------------------------------|--------|
| DENB10R | ENTROPIA BIANCO BATTISCOPA RETT    | 9X59,5 |
| DENB20R | ENTROPIA BEIGE BATTISCOPA RETT     | 9X59,5 |
| DENB24R | ENTROPIA GREIGE BATTISCOPA RETT    | 9X59,5 |
| DENB40R | ENTROPIA GRIGIO BATTISCOPA RETT    | 9X59,5 |
| DENB70R | ENTROPIA ANTRACITE BATTISCOPA RETT | 9X59,5 |

**9x59,5** 3,5"x23,4"  
**BATTISCOPA**

|          |   |        |
|----------|---|--------|
| DENB10RL | ENTROPIA BIANCO BATTISCOPA LAPP RETT    | 9X59,5 |
| DENB20RL | ENTROPIA BEIGE BATTISCOPA LAPP RETT     | 9X59,5 |
| DENB24RL | ENTROPIA GREIGE BATTISCOPA LAPP RETT    | 9X59,5 |
| DENB40RL | ENTROPIA GRIGIO BATTISCOPA LAPP RETT    | 9X59,5 |
| DENB70RL | ENTROPIA ANTRACITE BATTISCOPA LAPP RETT | 9X59,5 |



**BATTISCOPA**  
**7x90** 2,7"x35,4"

|          |                                    |      |
|----------|------------------------------------|------|
| DENB910R | ENTROPIA BIANCO BATTISCOPA RETT    | 7X90 |
| DENB920R | ENTROPIA BEIGE BATTISCOPA RETT     | 7X90 |
| DENB924R | ENTROPIA GREIGE BATTISCOPA RETT    | 7X90 |
| DENB940R | ENTROPIA GRIGIO BATTISCOPA RETT    | 7X90 |
| DENB970R | ENTROPIA ANTRACITE BATTISCOPA RETT | 7X90 |

**OUT 10 MM**

**90x90** 35,4"x35,4"

|           |                             |       |
|-----------|-----------------------------|-------|
| DEN9920OR | ENTROPIA BEIGE OUT RETT     | 90X90 |
| DEN9940OR | ENTROPIA GRIGIO OUT RETT    | 90X90 |
| DEN9970OR | ENTROPIA ANTRACITE OUT RETT | 90X90 |

**60x60** 24"x24"

|         |                        |       |
|---------|------------------------|-------|
| DEN610O | ENTROPIA BIANCO OUT    | 60X60 |
| DEN620O | ENTROPIA BEIGE OUT     | 60X60 |
| DEN624O | ENTROPIA GREIGE OUT    | 60X60 |
| DEN640O | ENTROPIA GRIGIO OUT    | 60X60 |
| DEN670O | ENTROPIA ANTRACITE OUT | 60X60 |

**OUT 20 MM**

**60x60** 24"x24"

|           |                                   |       |
|-----------|-----------------------------------|-------|
| DEN6220OR | ENTROPIA BEIGE OUT RETT 20 MM     | 60X60 |
| DEN6240OR | ENTROPIA GRIGIO OUT RETT 20 MM    | 60X60 |
| DEN6270OR | ENTROPIA ANTRACITE OUT RETT 20 MM | 60X60 |

**GRA. T. TONDO**  
**30x60** 12"x24"

|         |   |       |
|---------|---|-------|
| DENTT20 | ENTROPIA BEIGE GRAD. T. TONDO OUT 20 MM     | 30X60 |
| DENTT40 | ENTROPIA GRIGIO GRAD. T. TONDO OUT 20 MM    | 30X60 |
| DENTT70 | ENTROPIA ANTRACITE GRAD. T. TONDO OUT 20 MM | 30X60 |

**ANG. GRA. T. TONDO**  
**60x60** 24"x24"

|          |  |       |
|----------|--|-------|
| DENATT20 | ENTROPIA BEIGE ANG. GRAD. T. TONDO OUT 20 MM   | 60X60 |
| DENATT40 | ENTROPIA GRIGIO ANG. GRAD. T. TONDO OUT 20 MM  | 60X60 |
| DENATT70 | ENTROPIA ANTRAC. ANG. GRAD. T. TONDO OUT 20 MM | 60X60 |

**90x90** 35,4"x35,4"

|           |                                   |       |
|-----------|-----------------------------------|-------|
| DEN9020OR | ENTROPIA BEIGE OUT RETT 20 MM     | 90X90 |
| DEN9040OR | ENTROPIA GRIGIO OUT RETT 20 MM    | 90X90 |
| DEN9070OR | ENTROPIA ANTRACITE OUT RETT 20 MM | 90X90 |

**GRA. T. TONDO**  
**44,5x90** 17,5"x35,4"

|           |   |         |
|-----------|---|---------|
| DENTT92OR | ENTROPIA BEIGE GRAD. T. TONDO OUT 20 MM     | 44,5X90 |
| DENTT94OR | ENTROPIA GRIGIO GRAD. T. TONDO OUT 20 MM    | 44,5X90 |
| DENTT97OR | ENTROPIA ANTRACITE GRAD. T. TONDO OUT 20 MM | 44,5X90 |

**ANG. GRA. T. TONDO**  
**90x90** 35,4"x35,4"

|           |  |       |
|-----------|--|-------|
| DENAT92OR | ENTROPIA BEIGE ANG. GRAD. T. TONDO OUT 20 MM   | 90X90 |
| DENAT94OR | ENTROPIA GRIGIO ANG. GRAD. T. TONDO OUT 20 MM  | 90X90 |
| DENAT97OR | ENTROPIA ANTRAC. ANG. GRAD. T. TONDO OUT 20 MM | 90X90 |

**GRIGLIA**  
20x90 8"x35,4"

|        |                                      |       |
|--------|--------------------------------------|-------|
| DENG92 | ENTROPIA BEIGE GRIGLIA OUT 20 MM     | 20X90 |
| DENG94 | ENTROPIA GRIGIO GRIGLIA OUT 20 MM    | 20X90 |
| DENG97 | ENTROPIA ANTRACITE GRIGLIA OUT 20 MM | 20X90 |

**ANG. SX GRIGLIA**  
20x90 8"x35,4"

|          |  |       |
|----------|--|-------|
| DENAG92S | ENTROPIA BEIGE ANG. SX GRIGLIA OUT 20 MM     | 20X90 |
| DENAG94S | ENTROPIA GRIGIO ANG. SX GRIGLIA OUT 20 MM    | 20X90 |
| DENAG97S | ENTROPIA ANTRACITE ANG. SX GRIGLIA OUT 20 MM | 20X90 |













**ANG. DX GRIGLIA**  
20x90 8"x35,4"

|          |  |       |
|----------|--|-------|
| DENAG92D | ENTROPIA BEIGE ANG. DX GRIGLIA OUT 20 MM     | 20X90 |
| DENAG94D | ENTROPIA GRIGIO ANG. DX GRIGLIA OUT 20 MM    | 20X90 |
| DENAG97D | ENTROPIA ANTRACITE ANG. DX GRIGLIA OUT 20 MM | 20X90 |



**IMBALLI / PACKING / EMBALLAGE / VERPACKUNG**

| <b>FORMATO</b><br>SIZE<br>FORMAT<br>FORMAT   | <b>PZ./SCATOLA</b><br>PIECES/BOX<br>PIECES/BOÎTE<br>STÜCK/KARTON | <b>MQ./SCATOLA</b><br>SQM/BOX<br>M <sup>2</sup> /BOÎTE<br>QM/KARTON | <b>KG./SCATOLA</b><br>KG/BOX<br>KG/BOÎTE<br>KG/KARTON | <b>SC./PALLET</b><br>BOXES/PALLET<br>BOÎTES/PALETTE<br>KARTONS/PALETTE | <b>MQ./PALLET</b><br>SQM/PALLET<br>M <sup>2</sup> /PALLETTE<br>QM/PALLETTE | <b>KG./PALLET</b><br>KG/PALLET<br>KG/PALLETTE<br>KG/PALLETTE | <b>SPESSORE</b><br>THICKNESS<br>ÉPAISSEURS<br>STÄRKE |
|--|--|---|---|--|--|--|--|
| 90X90 35,4"X35,4" RETT                       | 2  | 1,620   | 33,40   | 20   | 32,40  | 683  | 10 MM  |
| 59,5X119,2 23,4"X47" RETT                    | 2  | 1,440   | 31,00   | 36   | 51,84  | 1.131  | 10 MM  |
| 60X60 24"X24"                                | 4  | 1,440   | 31,00   | 30   | 43,20  | 945  | 10 MM  |
| 59,5X59,5 23,4"X23,4" RETT                   | 4  | 1,440   | 31,00   | 30   | 43,20  | 945  | 10 MM  |
| 59,5X59,5 23,4"X23,4" RETT/LAPP              | 4  | 1,440   | 31,00   | 30   | 43,20  | 945  | 10 MM  |
| 30X60 12"X24"                                | 6  | 1,080   | 23,10   | 40   | 43,20  | 939  | 10 MM  |
| 29,6X59,5 11,8"X23,4" RETT                   | 5  | 0,900   | 19,30   | 48   | 43,20  | 941  | 10 MM  |
| 75X75 30"X30" RETT                           | 2  | 1,125   | 25,32   | 42   | 47,25  | 1.078  | 10 MM  |
| 29,6X29,6 11,8"X11,8"                        | 13   | 1,170   | 24,20   | 40   | 46,80  | 983  | 10 MM  |
| 29,6X29,6 11,8"X11,8" MOSAIC                 | 4  | -   | -   | -  | -  | -  | -  |
| 30X30 12"X12" MOSAIC ANTICATO                | 4  | -   | -   | -  | -  | -  | -  |
| 30X30 12"X12" MOSAIC MURETTO                 | 4  | -   | -   | -  | -  | -  | -  |
| 30X60 12"X24" MULTI DEKOR                    | 6  | 1,080   | 23,10   | 40   | 43,20  | 939  | 10 MM  |
| 29,6X59,5 11,8"X23,4" MULTI DEKOR RETT       | 5  | 0,900   | 19,30   | 40   | 36,00  | 787  | 10 MM  |
| 9X60 3,5"X24" BATTISCOPA                     | 12   | -   | -   | -  | -  | -  | -  |
| 9X59,5 3,5"X23,4" BATTISCOPA RETT            | 12   | -   | -   | -  | -  | -  | -  |
| 9X59,5 3,5"X23,4" BATTISCOPA RETT/LAPP       | 12   | -   | -   | -  | -  | -  | -  |
| 7X90 2,7"X35,4" BATTISCOPA RETT              | 6  | -   | -   | -  | -  | -  | -  |
| 5X75 2"X30" BATTISCOPA RETT                  | 12   | -   | -   | -  | -  | -  | -  |
| 90X90 35,4"X35,4" OUT RETT                   | 2  | 1,620   | 33,40   | 20   | 32,40  | 683  | 10 MM  |
| 75X75 30"X30" OUT RETT                       | 2  | 1,125   | 25,32   | 42   | 47,25  | 1.083  | 10 MM  |
| 60X60 24"X24" OUT                            | 4  | 1,440   | 31,00   | 30   | 43,20  | 945  | 10 MM  |
| 60X60 24"X24" OUT 20 MM                      | 2  | 0,720   | 32,60   | 32   | 23,04  | 1.058  | 20 MM  |
| 30X60 12"X24" GRA. T. TONDO OUT 20 MM        | 1  | -   | -   | -  | -  | -  | 20 MM  |
| 60X60 24"X24" ANG. GRA. T. TONDO OUT 20 MM   | 1  | -   | -   | -  | -  | -  | 20 MM  |
| 90X90 35,4"X35,4" OUT 20 MM                  | 1  | 0,810   | 36,70   | 30   | 24,30  | 1.116  | 20 MM  |
| 44,5X90 17,5"X35,4" GRA. T. TONDO OUT 20 MM  | 1  | -   | -   | -  | -  | -  | 20 MM  |
| 90X90 35,4"X35,4" ANG. G. T. TONDO OUT 20 MM | 1  | -   | -   | -  | -  | -  | 20 MM  |
| 20X90 8"X35,4" GRIGLIA OUT 20 MM             | 1  | -   | -   | -  | -  | -  | 20 MM  |
| 20X90 8"X35,4" ANG. SX GRIGLIA OUT 20 MM     | 1  | -   | -   | -  | -  | -  | 20 MM  |
| 20X90 8"X35,4" ANG. DX GRIGLIA OUT 20 MM     | 1  | -   | -   | -  | -  | -  | 20 MM  |

| Dati tecnici secondo norme:<br>Technical data conform to:<br>Caractéristiques techniques d'après normes:<br>Technische Daten nach den Normen:<br>EN 14411 Bia GL |  |                                   | ENTROPIA  | ENTROPIA<br>OUT                                     |
|--|--|-----------------------------------|---|---|
|  | Caratteristiche Tecniche<br>Technical Data<br>Caractéristiques Techniques<br>Technische Daten  | Norme<br>Normes<br>Normes<br>Norm | Valori<br>Value<br>Valeur<br>Wert                   | Valori<br>Value<br>Valeur<br>Wert                   |
|   | Resistenza all'abrasione<br>Abrasion resistance<br>Résistance à l'abrasion<br>Abrasionswiderstandigkeit  | ISO 10545 - 7                     | PEI IV  | PEI IV  |
|   | Assorbimento d'acqua<br>Water absorption<br>Absorption d'eau<br>Wasseraufnahme   | ISO 10545 - 3                     | ≤ 0,5%  | ≤ 0,5%  |
|   | Resistenza alla flessione<br>Breaking modulus<br>Résistance à la flexion<br>Biegefestigkeit  | ISO 10545 - 4                     | 40-55 N/mm <sup>2</sup>                             | 40-55 N/mm <sup>2</sup>                             |
|   | Resistenza al gelo<br>Resistance to frost<br>Résistance au gel<br>Frostbeständigkeit   | ISO 10545 - 12                    | NON GELIVE<br>FROST PROOF<br>INGELÍF<br>FROSTSICHER | NON GELIVE<br>FROST PROOF<br>INGELÍF<br>FROSTSICHER |
|   | Resistenza all'attacco acido e basico<br>Glaze resistance to acid and alkaline attack<br>Résistance aux acides et aux bases<br>Säure- und laugenfestigkeit | ISO 10545 - 13                    | RESISTE<br>RESISTS<br>RESISTE<br>BESTÄNDIG          | RESISTE<br>RESISTS<br>RESISTE<br>BESTÄNDIG          |
|   | Durezza Mohs<br>Mohs hardness<br>Dureté Mohs<br>Haerte Mohs  | EN101                             | 7   | 9   |
|    | Resistenza alle macchie<br>Stain resistance<br>Résistance aux taches<br>Fleckenfestigkeit  | ISO 10545 - 14                    | TOTALE<br>COMPLETE<br>TOTALE<br>ABSOLUT             | TOTALE<br>COMPLETE<br>TOTALE<br>ABSOLUT             |
|   | Scivolosità<br>Slipperiness<br>Degré de glissement<br>Rutschhemmung  | DIN 51130                         | R10   | R11   |
|   | Resistenza allo scivolamento<br>Slip resistance<br>Résistance au glissement<br>Rutschhemmung   | DIN 51097                         | B   | B   |
|   | Scivolosità<br>Coefficient of friction<br>Degré de glissement<br>Rutschhemmung   | ANSI A137-1                       | > 0,42  | > 0,42  |
|   | Scivolamento B.C.R.A.<br>Slipperiness B.C.R.A.<br>Degré de glissement B.C.R.A.<br>Rutschhemmung B.C.R.A.   | TORTUS                            | -   | WET > 0,76<br>DRY > 0,87                            |
|   | Sionalizzazione<br>Shading<br>Denuançage<br>Spielfarbig  | -                                 | V4  | V4  |

I valori indicati nella tabella si riferiscono alle prove eseguite sul colore BIANCO / BEIGE.

The values in the table refer to the tests performed on color BIANCO / BEIGE.

Les valeurs indiquées dans le tableau se réfèrent aux essais exécutés sur le couleur BIANCO / BEIGE.

Die in der Tabelle angegebenen Werte beziehen sich auf die Tests die auf dem Farbe BIANCO / BEIGE ausgeführt wurden.

Los valores indicados en la tabla se refieren a las pruebas realizadas sobre el color BIANCO / BEIGE.

Указанные в таблице значения относятся к испытаниям, проведенным на бежевом оттенке BIANCO / BEIGE.



La lista completa e aggiornata dei prodotti certificati è visionabile sul sito [www.cstb.fr](http://www.cstb.fr). Per ulteriori informazioni contattare Ascot o Dom Ceramiche.  
The complete and updated list of certified products is available on the website [www.cstb.fr](http://www.cstb.fr). For further information contact Ascot or Dom Ceramiche.  
La liste complète et mise à jour des produits certifiés peut être consulté sur le site [www.cstb.fr](http://www.cstb.fr). Pour plus d'information contacter Ascot ou Dom Ceramiche.  
Die vollständige und aktualisierte Liste der zertifizierten Produkte kann auf der folgenden Website eingesehen werden: [www.cstb.fr](http://www.cstb.fr). Für weitere Informationen wenden Sie sich an Ascot oder Dom Ceramiche.  
La lista completa y actualizada de los productos certificados se puede consultar en el sitio [www.cstb.fr](http://www.cstb.fr). Para conocer más información, póngase en contacto con Ascot o Dom Ceramiche.  
Полный и обновленный список сертифицированных продуктов можно посмотреть на сайте: [www.cstb.fr](http://www.cstb.fr). Для получения дополнительной информации свяжитесь с Ascot или Dom Ceramiche.





A Brand of:  VICTORIA PLC

# Entropia



**SEDE LEGALE E OPERATIVA:**

41014 Solignano di Castelvetro (MO) Italy  
Via Croce, 80

PH. +39 059 77 84 11  
FAX +39 059 77 84 44/43

info@domceramiche.it  
domceramiche.it

A Brand of:  VICTORIA PLC